



User Manual

Please carefully read this manual

LEAD TECH(ZHUHAI)ELECTRONIC CO.,LTD.

Certificates of Conformance



—)o.chen

目 录

Certificates of Conformance	I
The Operation Procedure of Filling Up Ink of New Machine	1
WARRANTY CARD	1
Packing List.....	2
Safe Operation Guide of CIJ Printer.....	3
Installation and Inspection	3
Electrical safety	4
Avoid inhaling top-up volatile gas.....	4
The operation of protection.....	5
Safety warning label	6
Fire hazard	6
The labels and prevention of chemicals	
Safety issues--disposal of waste	
Appendices: CE certificate and drawings of the printhead bracket	

The Operation Procedure of Filling Up Ink of New Machine



WARRANTY CARD

Maintenance Center:

Address:

Tel:

Notice:





Warranty



Packing List

NO.	Name	PCS	Confirmation	Note	
1	Photocell	1			
2	Shaft Encoder Connector	1			
3	Magnifier	1			
4	Manual of CD disk	1			
5	Key of Cabinet	1		Use for 1000 Series	
6	Tool of Nozzle	1		Use for 1000 Series	
7	Bottle of Top-up	1			
8	Dust-blowing Ball	1			
9	Installation Diagram of Machine Bracket	1			
10	Warranty Card	1			
11	Instructions of the First Ink-filling	1			
12	CE Certificate	1			
13	Warranty Letter	1			
14	Machine Bracket	Supporting Feet	-		
		M	1		
		F M N	1		
		M N -	1		
		Plastic Clamp 1	1		
		O M N	1		
		O	1		
			1		
	L				

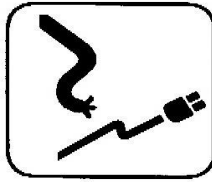
Safe Operation Guide of CIJ Printer

Installation and Inspection

Safety issues----electrical safety

-
-
-
-

-
-
-



-
-
-

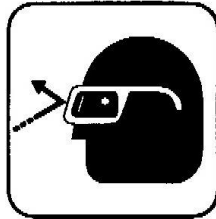


Safety issues--avoid inhaling top-up volatile gas


-
-




Safety issues--the operation of protection



Safety issues--safety warning label



Safety issues--fire hazard



Safety issues--the labels and prevention of chemicals



Safety issues--disposal of waste

-
-
-
-
-



Appendices:CE certificate and drawings of the printhead bracket



LEAD TECH GROUP(LEAD TECH)
LEAD TECH (CHINA) ELECTRONIC CO.,LTD,

Lead Tech.